

## RAILING PRODUCTS




**FINYL LINE™** low-maintenance vinyl railing, reinforced with strong aluminum, adds character to your home while providing safety and security. Easy to install and code compliant for residential (IRC) & commercial (IBC), Finyl Line is sure to meet your railing needs.



### RESALITE®, VINYL, ALUMINUM, AND STEEL RAILING

Stylish, high-tech railing systems install in no time, and are built to last. Multiple cap, beam and rail options mean dozens of possible designs for a truly unique look.



## Superior Aluminum Products, Inc.



**SERIES 2000** Superior's attractive **Cable Railing** is strong, durable, maintenance-free and provides an almost unobstructed view. The Cable Railing is available in ten decorative permanent finishes including white, black, light bronze, dark bronze, tan, almond, sandstone, green, brown and satin anodized.

**SERIES 9000** Superior's new Series 9000 Heavy Duty **Aluminum Assembled Picket Railing** offers the most attractive and innovative railing design available on the market today. This Assembled Picket Railing was specifically developed to conceal all exposed picket screw heads in the top and bottom rail assemblies and eliminate level rail post brackets.

**SERIES 7000** Superior's innovative new Series 7000 Aluminum **Assembled Picket Fence** was specifically developed to conceal all exposed picket screw heads in the top and bottom rail assemblies and eliminate level rail post brackets.

**SERIES 500** **Pipe Railing**  
**Non-Welded Aluminum Railing**

- Strong 1-1/2" Schedule 40 posts & rails
- Posts and top rails designed to run in continuous lengths for extra strength

\*Available in Series 500 Pipe Railing and Series 550 Pipe Picket Railing. Meets OSHA, BOCA and ADA\* Safety Criteria.

**SERIES 600** **Railing & Columns**  
**Custom Residential Aluminum Railing & Columns**

- Strong 1-1/2" wide top rail and 1-1/2" square post
- Posts and top rails designed to run in continuous lengths for extra strength
- Quick installation with cast aluminum fittings, eliminating all welding

**SERIES 700** **Picket Fence**  
**Aluminum Fencing & Custom Gates**

- Available in heights from 36" to 72"
- 2-1/2" or 4" square posts and 3/4" pickets
- Wide variety of picket designs with formed spear, cast spear or flat top design

**SERIES 900** **Railing**  
**Heavy-Duty Aluminum Railing**

- No-weld assembly, easy-to-install
- Economical and Maintenance-free
- Maximum strength and support

\*Available in Series 900, 950 and 990. Specify Series 950 to meet ADA regulations for a 2" maximum top rail. Meets OSHA, BOCA and ADA\* Safety Criteria.



## 12ft • 16ft • 20ft Boards COMPOSITE DECKING SYSTEM

### ATTAINABLE AND ATTRACTIVE

Step into the world of long-lasting, low-maintenance, capped composite decking.

Starting at **\$3.08/ft**



3-Sided Capped Composite Decking



### PREMIUM STYLE AND PERFORMANCE

Explore premium decking in bold, beautiful colors with exceptional cap protection.

Starting at **\$3.56/ft**



4-Sided Capped Composite Decking



### UNRIVALED DESIGN AND PERFORMANCE

Bring stylish sophistication and premium performance to your backyard.

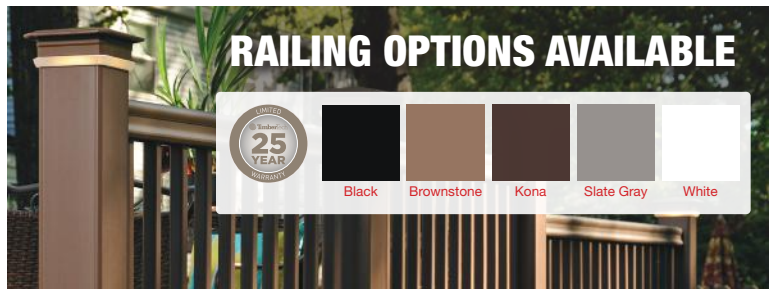

Starting at **\$4.42/ft**



Capped Polymer Decking



### RAILING OPTIONS AVAILABLE



## COLUMN POSTS

**Superior** Aluminum Products, Inc.



- WRAP-AROUND COLUMNS
- LOAD-BEARING STRENGTH
- VARIETY
- DURABILITY
- EASY ASSEMBLY

**KLEER**

Exterior post wraps using Kleer cellular PVC technology are designed to encase existing posts to quickly and economically transform their appearance. Give posts the finished appearance of natural wood while making them virtually impervious to moisture and insects.



## SCREEN ROOMS

Patton Aluminum Products

**SUP HAVEN** PRODUCTS

DESIGNED & ENGINEERED TO MEET YOUR PROJECT NEEDS



EASY TO BUILD • PRE-BUILT SECTIONS

4 INCH ENCLOSURE SYSTEMS

2 INCH ENCLOSURE SYSTEMS AND SCREEN ROOMS

- Heavy 4" aluminum extruded framing thermally broken
- Poly-core panels are available in white or tan, with aluminum, vinyl or OSB for the addition of custom siding
- Engineered to use a variety of vinyl insulated glass windows
- Full view house doors or sliding patio doors
- All Aluminum sturdy 2" x 2" extruded framing
- Baked-on enamel finish for care-free maintenance
- Kick panels available in non-insulated aluminum.
- Available in white and tan (poly-core)
- Enclosure windows (horizontal and vertical storms)

## CARPORTS & COVERS



FEATURES:

- Designed and Engineered for maximum strength using aluminum components
- Ridged roll-form outer frame with integrated gutter system
- Permanent baked on enamel finish
- Standard with all necessary installation hardware

AVAILABLE OPTIONS:

- W-Pan, Flat Pan, 3' or 4' insulated
- Post Types and Colors
- Color matched downspouts
- Heavy duty aluminum columns available for free standing applications
- Self mating beams can be used for increased span and rigidity
- Heavy extruded fascia available with color trim

## AWNINGS



ENTRANCE AND WINDOW AWNINGS

FEATURES:

- Constructed of all aluminum components
- Standard, Roll Form, available in white or tan
- Step-down style available in a wide variety of colors
- Factory pre-assembled for easy installation
- Standard with all necessary hardware
- All aluminum support columns available in white, brown, black or tan
- Scallop also available in a wide variety of colors

## UNDER DECKING


**INSIDEOUT**  
UNDERDECK PROTECTION

InsideOut is a specially designed and pre-engineered ceiling system that transforms the unsightliness of the underside of a deck into a desirable outdoor living space.


IT'S A SIMPLE SYSTEM! Water carrying panels are hung from a specially designed bracket that holds the panels in place even in the harshest climates.



**Woodgrain Colors** Five distinctive solid wood finishes chosen for their unique species, grain and color.



**System Colors** Seven rich matte finishes chosen for their visual temperatures and rich hues.



**GIVE A HOME MORE OUTDOOR SPACE!**



**LARSON**

Outdoor Living. Reimagined.

Scenix™ Porch Windows with Retractable Screens



LARSON is transforming outdoor living. As opposed to obstructive screens, Scenix™ offers panoramic views and makes it easy to capture natural air flow.

FEATURES:

- Tempered glass panels offer expansive outside views.
- Top and bottom retractable screens let in fresh air while keeping bugs out.
- Unique design offers protection from the elements



POPULAR COLORS. CUSTOM SIZES.

Personalize your Scenix porch to match the look and feel of your home by selecting amongst our four color options and a wide range of standard and custom size porch window options.



White

Sandstone

Brown

Black